

REPUBLIC OF RWANDA

Kigali on... 3.0. AVR. 2019.
N° 0580 /16.03



MINISTRY OF ENVIRONMENT
P.O. Box 3502
KIGALI

Resident Representative
UNDP Rwanda
4 KN 67st. P.O Box 445
Kigali- Rwanda

Dear Sir/Madam,



RE: Submission of the financial report for the period March 2019 ending 24th April 2019 for the Strengthening Institutional Capacity of the ENR Sector (MoE) project.

We hereby submit to you the Financial report for the above mentioned project under the Ministry of Environment.

Attached is the FACE form, bank reconciliation statement, bank statement and cash book.

We thank you for your continued support and collaboration.

Sincerely

Fatina MUKARUBIBI
Permanent Secretary

Cc:
Hon. Minister of E nvironment



2900001006-Strengthening Capacities Of The Environment And Natural Resources Sector For Green Economy Transformation

BANK RECONCILIATION REPORT

as at 4/24/19

Bank account	1000048425	
Bank Name	SCENRSGET	
Balance as Per Bank Statement as at	4/24/19	32,188,850
Add Deposit in Transit		0
Less Outstanding Payments / Cheques		0
Adjusted Bank Balance as at	4/24/19	32,188,850
Cash Book Balance as at	4/24/19	32,188,850
Unreconciled Difference		0

Prepared By


Signature

Reviewed By *Charles AABUWERA*

Signature *[Signature]*



Approved By

Signature *[Signature]*



5	24/04/2019	24/04/2019	FT11911404J4W	Payment for RIB staff undertaking trainings and inspections in the districts of Ngororo and Muing on the 31 March 2019 to 05 April 2019					
				Outward RTGS Payment MT 102	50,593,200.00	0.00	32,360,750.00	12900001006190007	
				Transfer to SPPU account for project management operations					
6	24/04/2019	24/04/2019	FT119114HZ60P	Outward RTGS Payment MT 102	171,900.00	0.00	32,188,850.00	12900001006190005	
				Payment for mission allowance for Fmk KAGAME to the districts of Rulin do Gkenke and Musanze from the 23 April 2019 to 26 under the SCENR cit					
Totals					53,638,700.00	85,827,550.00	32,188,850.00		
Closing Balance							32,188,850.00		

Date	Description	Reco.	Reference	Document	FCY		Trans.info		LCY - RWF		BALANCE
					Deposit	Payment	CY	RATE	Deposit	Payment	
24-Apr-2019	CORR:Payment for mission allowance for Frank KAGAME to the districts of Rutindo Gakenke and Musanze from the 23 April 2019 to 26 under the SCENR activities	Y	L2900001006190004	L2900001006190004	171900.00	0.00	FRW	1.00	171,900	0	(21,618,750.00)
24-Apr-2019	CORR:Payment for mission allowance for Frank KAGAME to the districts of Rutindo Gakenke and Musanze from the 23 April 2019 to 26 under the SCENR activities	Y	L2900001006190004	L2900001006190004	171900.00	0.00	FRW	1.00	171,900	0	(21,446,850.00)
24-Apr-2019	CORR:Payment for mission allowance for Frank KAGAME to the districts of Rutindo Gakenke and Musanze from the 23 April 2019 to 26 under the SCENR activities	Y	L2900001006190004	L2900001006190004	171900.00	0.00	FRW	1.00	171,900	0	(21,274,950.00)
24-Apr-2019	CORR:Payment for RIB staff undertaking trainings and inspections in the districts of Ngororero and Mufunga on the 31 March 2019 to 05 April 2019	Y	L2900001006190001	L2900001006190001	2870600.00	0.00	FRW	1.00	2,870,600	0	(18,404,350.00)
24-Apr-2019	CORR:Transfer to SPIU account for project management operations	Y	L2900001006190003	L2900001006190003	50593200.00	0.00	FRW	1.00	50,593,200	0	32,188,850.00
Closing Balance:											32,188,850.00

Prepared By:	<i>FRAC</i> Verified By: 	Approved By: 
---------------------	---	--



Results-based Reporting

OUTPUT 1: ENR sector capacities enhanced to optimize and scale-up sustainable and climate resilient management of natural capital resources

Results achieved and evidence (*Explain the achievements at the output level. Make sure to provide evidence, related data and how it was collected*):

The program is trying to improve the planning and coordination of the Environment and Natural Resources Sector. During this quarter the Ministry managed to collect data from 26 Districts and were entered into MoE Results Based Monitoring and Evaluation System (RBM&E) and this was part of capacity development; as a result from different capacity development conducted, the Ministry and its affiliated agencies will start reporting through the system. This will build on reliable data and time saving. The impact of the Results Based Monitoring and Evaluation System is to help the Sector to track its contribution to the national economy.

Completed activities that contributed to the above achievements (*Explain which activities took place and how they contributed to the achievement of the output. Photos or reports can be added as annex*):

Activity 1.1 Strengthen and operationalize the ENR sector RBM&E system with technical assistance to manage and trouble shoot the RBM system

The activities like organizing the trainings with ENR Sector personnel, District Reference Team, SDTs, to better familiar with the Environment and Natural Resources Results Based Monitoring and Evaluation System was planned and carried out during the whole week.

Activity 1.2 Capacity building on general RBM and use of system for effective reporting

The Ministry staff learnt how to generate reports using the RBM system. In terms of budget wise, the training was planned to be carried out Kigali, then the management decided to choose the venue in Kigali City, then payment of the hotel services consumed only 1% of the total budget which is like insignificant. Also the skills acquired are doubttable since the staff attended the training at the same time doing the office work.

Solution: plan the same trainings under Q2 and make sure the participants attend exclusively the workshop not mixing it with office work.

The activity related to hiring a consultant to customize the Results Based Monitoring and Evaluation System, the terms of reference were drafted and advertised on the Online Rwanda Procurement System.

Activity 1.3 Conduct 1 baseline study for the RBME System

Regarding the workshop to identify and prioritize the baseline studies in the Sector, so far we have some selected baselines which need to be approved at sector level 1) Ecosystems level of degradation study, 2) Hazardous/toxic waste study, 3) Water

During the implementation of the activities we are trying our best to improve the extent to which the project implementation reporting is informed by a thorough understanding of gender roles, power relations and a disaggregation of women's and men's specific interests, needs, and priorities;

Disaggregated is still a challenge we are trying to address.

Copy the table below and repeat for each project output.

OUTPUT 2: Green Growth and Climate Resilience Strategy implemented in selected sectors

Results achieved and evidence (Explain the achievements at the output level. Make sure to provide evidence, related data and how it was collected):

Activity 2.1 Review the Green Growth and Climate Resilience Strategy (GGCRS) with stakeholders using foresight methods

The program is creating the environment for implementation of the Green Growth and Climate Resilient Strategy (GGCRS).

The first quarter focused on procuring the consultants to undertake the consultancies related to developing wetlands master plan, revising the GGCRS and developing and applying green technologies. All those tenders are underway.

Completed activities that contributed to the above achievements (Explain which activities took place and how they contributed to the achievement of the output. Photos or reports can be added as annex):

Regarding Output 2 related to Green Growth and Climate Resilience Strategy implemented in selected sectors a number of activities were planned and significant progress was made during the quarter one of 2019.

Review the Green Growth and Climate Resilience Strategy (GGCRS) with stakeholders using foresight methods, in partnership with the United Nations for Development Program, the terms of reference have been finalized, this activity is still at tendering process level.

Activity 2.4 Develop a Master plan for Wetlands Management in Kigali City, including categorization of wetlands, management plan of specific wetlands and resource mobilization for further implementation

- Develop a Master plan for Wetlands Management in Kigali City, including categorization of wetlands, management plan of specific wetlands and resource mobilization for further implementation, this was a two-step tendering process which for the 1st time requested bidders to express their interests, the second time, the bidders submitted their proposals, they were evaluated and then the procurement unit submitted to the responsive bidders

unit. The Rwanda Investigation Bureau intends to buy different items include the vehicle pick up. The tender is not yet initiated; they intend to request UNDP to procure the vehicle on their behalf through simplified procurement method if possible. It was planned to implement the actions from the environment crime mapping report for effective enforcement and conduct awareness raising campaign on environmental crimes. Awareness campaign was carried out: Rwanda Investigation Bureau (RIB) is among the executing partners in implementation of Strengthening Capacities of the Environment and Natural Resources (ENR) Sector for Green Economy. In fulfilling its responsibilities, RIB planned and conducted Environmental Crimes prevention Training environmental committees and Mining company's representatives in RWAMAGANA, KAYONZA, NGORORERO, MUHANGA, KAMONYI, and RUTSIRO Districts from 21 to 28 March 2019. Training was conducted and the audience were District Environmental Committees, law enforcers and Mining company's representatives in order to raise the importance of respecting mining standards for environmental protection in response to address problems in mining sector to prevent environmental crimes.

- The training aimed to raise miners to observe mining regulations and standards for environmental crimes prevention and enforcement of environmental Law in cooperation with other Law enforcers to ensure environmental protection.
- Topics covered, topics and proposed facilitators:

- a. Respect of Environmental rules and consequences of environmental degradation in different forms.
- b. Community policing approach in Environmental Crimes prevention.
- c. The role of environmental committees in environmental protection.
- d. Mining Standards for safety and environmental protection.

- Observation made from the training

It was observed that Mining rules and standards are not fully observed by mining companies' owners, technicians and miners.

Mining companies' owners do not respect their plans presented to acquire mining permit.

- b. They do not care to respect laws and standards.
- c. They do not invest enough to deal with safety and environmental challenges.
- d. They use incompetent personnel in professional positions.
- e. Inspections conducted are not deeply analytical to records of the companies to assess compliance with rules and standards.
- f. There is no follow-up system to ensure the enforcement of the measures taken.
- g. There are no skilled technicians to lead activities at mining sites.

- Recommendations

- a. Joint inspections by RIB and RMB to deeply analyze mining companies' activities and take action to non-compliant with standards.
- b. The mining industry must adapt new approaches to respect the communities in which they operate.
- c. Improvements in challenges, and uncertain tax rules.
- d. Water management, mining companies must find more innovative ways to reduce, reuse, and recycle water as well as acquiring water use permit from competent authority.

of the annual budget seems to be impossible.

LNOB & Gender: (Share any achievements or lessons learnt, good practices on LNOB and gender equality and women's empowerment)

During the implementation of the activities we are trying our best to improve the extent to which the project implementation reporting is informed by a thorough understanding of gender roles, power relations and a disaggregation of women's and men's specific interests, needs, and priorities;

Disaggregated is still a challenge we are trying to address.

Financial Summary

	Quarterly financial report				Notes (<i>Explain reason if there are differences between budget and expenditure</i>)	Annual financial summary		
	QX Budget allocation (USD)	QX Expenditure (USD)	Balance for QX (US\$)	Delivery rate for Q1 (%)		Annual Budget allocation (USD)	Annual expenditure by end of QX (USD)	Delivery rate at end of QX (%)
Output 1	34,000	6,000	28,000	18	Some activities were pushed in Q2			
Output 2	65,000	20,000	45,000	31	Some activities were pushed in Q2			
Management	78,000	78,000	0	100				
TOTAL	177,000	104,000	73,000	59				